


For more information visit our website at www.ndsu.edu/ndfs or contact your nearest North Dakota Forest Service:

- **ND Forest Service**
307 First Street East
Bottineau, ND 58318
Phone: (701) 228-5422
- **ND Forest Service**
Towner State Nursery
878 Nursery Road
Towner, ND 58788
Phone: (701) 537-5636
- **ND Forest Service**
101 5th Street
Walhalla, ND 58282
Phone: (701) 549-2441
- **ND Forest Service**
PO Box 604
Lisbon, ND 58054
Phone: (701) 683-4323
- **ND Forest Service**
PO Box 219
Carrington, ND 58421
Phone: (701) 652-2951
- **ND Forest Service**
916 E Interstate Ave, Suite #4
Bismarck, ND 58503
Phone: (701) 328-9944
- **ND Forest Service**
Jamestown Business Center
300 2nd Ave. NE, Suite #208A
Jamestown, ND 58401
Phone: (701) 400-8330



NDSU

All materials in this publication may be reproduced only with the consent of the author and/or the agencies represented.

The United States Department of Agriculture (USDA) prohibits discrimination in all its programs and activities on the basis of race, color, national origin, age, disability, and where applicable, sex, marital status, familial status, parental status, religion, sexual orientation, genetic information, political beliefs, reprisal, or because all or part of an individual's income is derived from any public assistance program. (Not all prohibited bases apply to all programs.) Persons with disabilities who require alternative means for communication of program information (Braille, large print, audiotape, etc.) should contact USDA's TARGET Center at (202) 720-2600 (voice and TDD). To file a complaint of discrimination, write to USDA, Director, Office of Civil Rights, 1400 Independence Avenue, S.W., Washington, D.C. 20250-9410, or call (800) 795-3272 (voice) or (202) 720-6382 (TDD).

USDA is an equal employment opportunity provider and employer.

North Dakota State University does not discriminate on the basis of age, color, disability, gender expression/identity, genetic information, marital status, national origin, public assistance status, sex, sexual orientation, status as a U.S. veteran, race or religion. Direct inquiries to the Vice President for Equity, Diversity and Global Outreach, 205 Old Main, (701)231-7708.

This publication is available in alternative formats by calling (701) 231-5138.

December 2013
Towner State Nursery

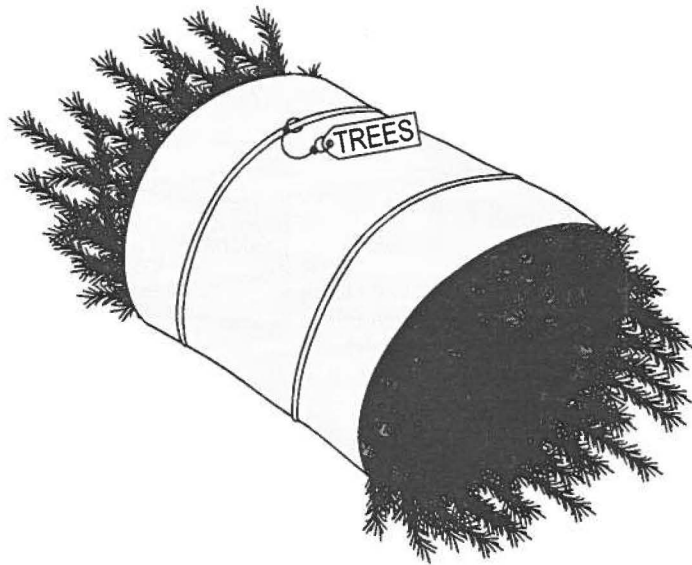

How to Hand Plant Bare-root Trees



NDSU

Before Planting

- Store the packaged trees in a cool location.
- Check packages occasionally to see that the roots remain moist.
- Keep storage time to a minimum.



Planting Instructions

- Open the package of trees and place the trees in a pail of water. Use the pail to carry the trees to the planting site. This will keep the roots moist while the trees await planting.
- Do not leave trees in a pail of water more than a few hours.
- Dig a hole large enough to accommodate the root system of the tree.
- Hold the tree erect and spread out the roots and fill in the hole with good soil. Pack the soil firmly around the tree with your hands. Plant the tree at the same depth it grew in the nursery.
- Leave a shallow depression around each tree to hold water. Water the tree thoroughly after planting to settle the soil around the roots. Water about once a week for the first year.
- Keep tree plantings free of weeds.

